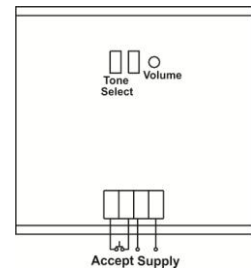
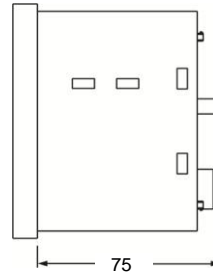
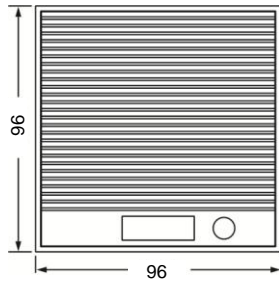


HOOTER – 96x96mm



H92F - XXX



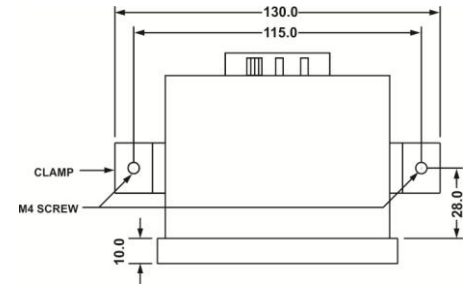
Terminal connections



H92S - XXX



H92F - XXX - B



Top view

All dimensions in mm

ORDER CODE	H92S – 230AC	H92S – 110AC	H92S – 24DC	H92F– 230AC	H92F – 24DC	H92S – 230AC – B	H92S – 110AC – B	H92S – 24DC– B	H92F– 230AC–B	H92F – 24DC–B	
SUPPLY VOLTAGE	230V AC 50/60Hz ±15%	110V AC 50/60Hz ±15%	24VDC ±15%	230V AC 50 /60Hz ±15%	24VDC ±15%	230V AC 50 /60Hz ±15%	110V AC 50/60Hz ±15%	24VDC ±15%	230V AC 50 /60Hz±15%	24VDC ±15%	
INRUSH CURRENT	3.2A , 20ms	1.6A , 20ms	250mA	3.2A , 20ms	250mA	3.2A , 20ms	1.6A , 20ms	250mA	3.2A , 20ms	250mA	
POWER CONSUMPTION	6VA / Watt MAX.										
TONES	2 Tone			2 Tone with LED Flasher			2 Tone			2 Tone with LED Flasher	
FLASHER	Not present			0.5Hz flashing till supply removal			Not present			0.5Hz flashing till supply removal	
ACCEPT (RESET) FACILITY	Terminals on back*			Push button on front & Terminals on back*			Terminals on back*			Push button on front & Terminals on back*	
MOUNTING	Flush at front (Panel Mounting)					Base Mounting					
RESET TIME	Less than 1 Sec										
tone SELECT SWITCH	Present on rear										
VOLUME CONTROL	Present on rear										
AUDIO LEVEL	110db ±10%										
OPERATING AMBIENT	0–55°C										
STORAGE AMBIENT	-20°C to 85°C										
HUMIDITY	95% RH non condensing										
DIMENSIONS	Overall : 96 x 96 x 75 mm Cutout : 92 x 92mm +0.5, -0.0										
TERMINALS	Suitable for 2.5 mm ² wire										
WEIGHT	270gms					340gms					

* Note: Terminals on back to be used with potential free contacts for hooter mute/reset. Once it's reset, make aux supply on & off to restart hooter.